

A NEW

EXERCISE

To be observed by his Majesty's Troops on the Establishment




OF

GREAT-BRITAIN,

AND

IRELAND.

By His *M A J E S T Y*'s Special Command.



L O N D O N, Printed :

BOSTON, Re-printed, and Sold by
GREEN & RUSSELL, in Queen-Street.


Front of the Battalion.

Right.

C. G.		GRENADIERS			2 Lt. Grenadiers.	
		Plats.	S. Dis.	G. D.		
2 C.	1 1/2	1				
5 L.	1 1/2	1			1	Major.
1 L.	3/4	1				
4 E.	3/2	2				
4 C.	3/3	2				6 C.
7 L.	5/1	3				
3 L.	5/4	1		2		8 E.
6 E.	5/3	4				
		1 E				1 C.
Colonel	7/8	2 E				
Lt. Col.	5/6	5				
7 E.	5/6	5				9 E.
4 L.	6/1	6		3		
3 E.	4/3	6				
5 C.	4/2	7				Capt. L.
5 E.	4/1	7				
2 L.	2/2	8		4		Adjutant.
6 L.	2/1	8				
3 C.						
1 Lt. Gs.		GRENADIERS				
		Plats.	S. Dis.	G. D.		

Rear of the Battalion.

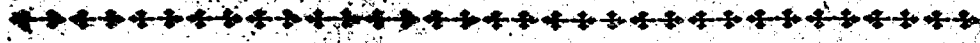
Left.



His MAJESTY having been pleased to direct, That whenever a REGIMENT OF BATTALION is form'd for Firing, the CAPTAINS and Subaltern Officers shall be distributed proportionably to the several Parts of the REGIMENT. It is His ROYAL HIGHNESS the DUKE's Orders, That the several OFFICERS of a REGIMENT OF BATTALION take Post on such Occasions as in the following SCHEME, and that the Serjeants be likewise divided as therein mentioned.

OFFICERS.	Platoons.	Sub Divisions.	Grand Divisions.	
1 Colonel - -	- - - -	- - - -	- - - -	N. B. The Grand and Sub-Divisions are number'd from the Right to the Left of the Battalion.
2 Lt. Colonel	- - - -	- - - -	- - - -	
3 Major - - -	- - - -	- - - -	- - - -	
4 Adjutant - -	- - - -	- - - -	- - - -	
5 1st Captain	- - - -	- - - -	- - - -	
6 2d Captain	1st of 1st	- - - -	Rt. of 1st G.D.	
7 3d Captain	2d of 1st	- - - -	Lt. of 4th G.D.	
8 4th Captain	3d of 3d	- - - -	Rt. of 2d G.D.	
9 5th Captain	4th of 3d	- - - -	Lt. of 3d G.D.	
10 6th Captain	- - - -	- - - -	- - - -	
11 Capt. Lieut.	- - - -	- - - -	- - - -	<p>In the Rear behind the Interval of the 1st and 2d Grand Divisions.</p> <p>In the Rear behind the Interval of the 3d and 4th Grand Divisions.</p> <p>With the Colours which are to be in the Center Band separated by the Serjeant who covers the Lieut. Col.</p> <p>In the Rear behind the Center of the 2d Grand Division.</p> <p>In the Rear behind the Center of the 3d Grand Division.</p> <p>The Officers of Grenadiers with their own Men as usual.</p> <p>The Adjutant is here supposed to be a Lieutenant, if he should be an Ensign there will be one more Platoon commanded by a Lieutenant, and one less by an Ensign.</p>
12 1st Lieut.	3d of 1st	Rt. of 2d S. D.	- - - -	
13 2d Ditto	4th of 1st	Lt. of 7th S. D.	- - - -	
14 3d Ditto	5th of 2d	Rt. of 4th S. D.	- - - -	
15 4th Ditto	6th of 2d	Lt. of 5th S. D.	- - - -	
16 5th Ditto	1st of 2d	- - - -	- - - -	
17 6th Ditto	2d of 2d	- - - -	- - - -	
18 7th Ditto	5th of 1st	- - - -	- - - -	
19 1st Ensign	- - - -	- - - -	- - - -	
20 2d Ditto	- - - -	- - - -	- - - -	
21 3d Ditto	6th of 1st	- - - -	- - - -	
22 4th Ditto	3d of 2d	- - - -	- - - -	
23 5th Ditto	4th of 2d	- - - -	- - - -	
24 6th Ditto	5th of 3d	- - - -	- - - -	
25 7th Ditto	6th of 3d	- - - -	- - - -	
26 8th Ditto	- - - -	- - - -	- - - -	
27 9th Ditto	- - - -	- - - -	- - - -	

The New Exercise.



The Serjeants posted to a Battalion prepared for the Charge.

The Serjeant Major in the Rear chiefly about the Center	— — — — —	1
In the Rear behind the Officers that command Platoons.	— — — — —	16
In the Center of the Center and Rear Ranks—to complet the Lieut. Col's. Files	— — — — —	2
In the Center Rank on the Flanks to complet the 2d and 3d Captain's Files.	— — — — —	2
In the Center Rank to complet the 4th and 5th Captain's Files.	— — — — —	2
In the Center Rank to complet the 1st and 2d Lieutenant's Files.	— — — — —	2
In the Center Rank to complet the 3d and 4th Lieutenant's Files.	— — — — —	2
With the Grenadiers.	— — — — —	3
Total,		30

By the above Scheme the Colonel and Lieutenant Colonel are in the Front, and the eldest Captain in the Center of the Rear; a Captain commands each Grand Division, the Senior Lieutenant commands every other Sub-Division, and the remaining eight Platoons are commanded by Lieutenants and Ensigns. The Major and Adjutant are in the Rear, whenever their Presence may be necessary, the Serjeants complet the Files of the Officers as far as their Number will permit.

If the Colonel should not be present, the Lieutenant Colonel is to take his Post, the eldest Captain to come into the Front Rank, and the next senior Captain is to be in the Rear of the Reserve.

As soon therefore as the Major shall have given the Caution, TAKE CARE TO PREPARE FOR THE CHARGE, all the Officers and Serjeants are to advance THEIR ARMS TOGETHER, on the Words GRENADIERS COVER THE FLANKS, the Officers face to the Right and Left upon their right Heels stepping off (when the Word MARCH is given) with the Right Feet, and taking their Posts as directed in the foregoing Scheme, facing as the Men do, till the Word HALT, when they are to face to the Front, keeping their Arms advanced.

WHEN the Firing is over, and the Grenadiers take their Post on the Right of the Battalion, the Officers return to their former Posts in the Front of the Battalion, and order their Arms together, as the Serjeants do likewise in the Rear, and upon all Occasions, except the Firing, the Officers are to take Post according to their Rank and Seniority, as formerly.

THE Drummers are to be divided into four Divisions, and take Post behind the Center of each Grand Division, and two orderly Drummers remaining in the Front with the commanding Officer.

WHEN the Battalion marches in Grand Divisions, the Drummers are to move up to the Right or Left of their respective Grand Divisions, dressing with the Front Rank; when the Battalion marches by Sub-Divisions or Platoons, they are to be divided to each Sub-Division, and move up as directed for the Grand Divisions; and whenever the Divisions wheel to the right or Left, so long as the Battalion, the Drummers are to fall back behind their Divisions: In all the Beatings when the Battalion is formed for Firing, the orderly Drummers are to beat very loud, and the other Drummers are to beat low, taking the beating from the orderly Drummers to whom they must be very attentive.

Ex
mal
inf
Fil
the
of
Mo

Ea
(in
all

Word
of
Com

The New Exercise.

His Royal Highness the DUKE, has been pleased to order likewise, that the following Platoon Exercise be observed by all the Troops; strictly forbidding any Commanding Officer or Major to make the least Alteration in or Deviation from it; and that the Officers and Men may be the better instructed in this Exercise, the Major is to Teach and Practise them in it, at open Ranks and close Files, first going through the Exercise of the front Ranks, then that of the Center, and then that of the Rear Rank, that every Officer and Man may know and be perfect in the Motions and Attitudes of each Rank; he will then make them do it with Bayonets fixed, and closed Ranks, counting the Motions occasionally, and will at Times countermarch the Ranks to see they are all perfectly instructed.

The Platoon Exercise.

THE Ranks are to be at two Feet asunder from Heel to Heel, the Files take up about twenty one Inches when their Elbows touch, each Man keeping his Arms close to his Sides. Each Man stands with his Heels four Inches asunder, his Toes turned out; the Firelocks (in this Exercise) are carried with the left Hand under the Butt, the left Arm a little bent, but at all other Times are to be carried as usual.

Words of Command to be given by each Officer who Commands a Division, of a Platoon when Firing.	Words of Command to be given when Instructing the Men in the Platoon Exercise.	No. of Motions.	EXPLANATION.
Part 1. Take Care. 2. Fix your Bayonet. 3d. Poise your Firelock. 4th. Rest on your Arms. 5th. Draw your Bayonets. 6th. Fix your Bayonets. 7th. Poise your Firelock. 8th. Shoulder.		A perfect silence, the utmost attention and steadiness, are absolutely necessary to be observed both by Officers and Men at all times when under Arms, but more especially when they are formed for going through the Firings, not the least motion of Head, Body, or Limbs is to be made, but what is directed in Consequence of the several Words of Command. This therefore cannot be too strongly enforced on young Soldiers particularly. { The Firelock being carried in the usual Way] till after the Bayonets are fixed] this is performed according to the Directions of the Manual Exercise. As in the Manual. 2. Turning your Firelocks with the right Hand, bring it opposite to your left Shoulder, the Barrel outwards, and place the Butt in your left Hand, so as your Thumb and Forefinger may be above the Swell of it, and the three Fingers under the Butt, the Piece upright, but sunk so as to bring the Guard a little lower than the left Breast. 2d. Let the Firelock fall upon the left Shoulder, throwing back the right Arm so as it may hang straight along the right Side, the Bottom of the Butt being then just above the Hip-bone.	

B

Words

